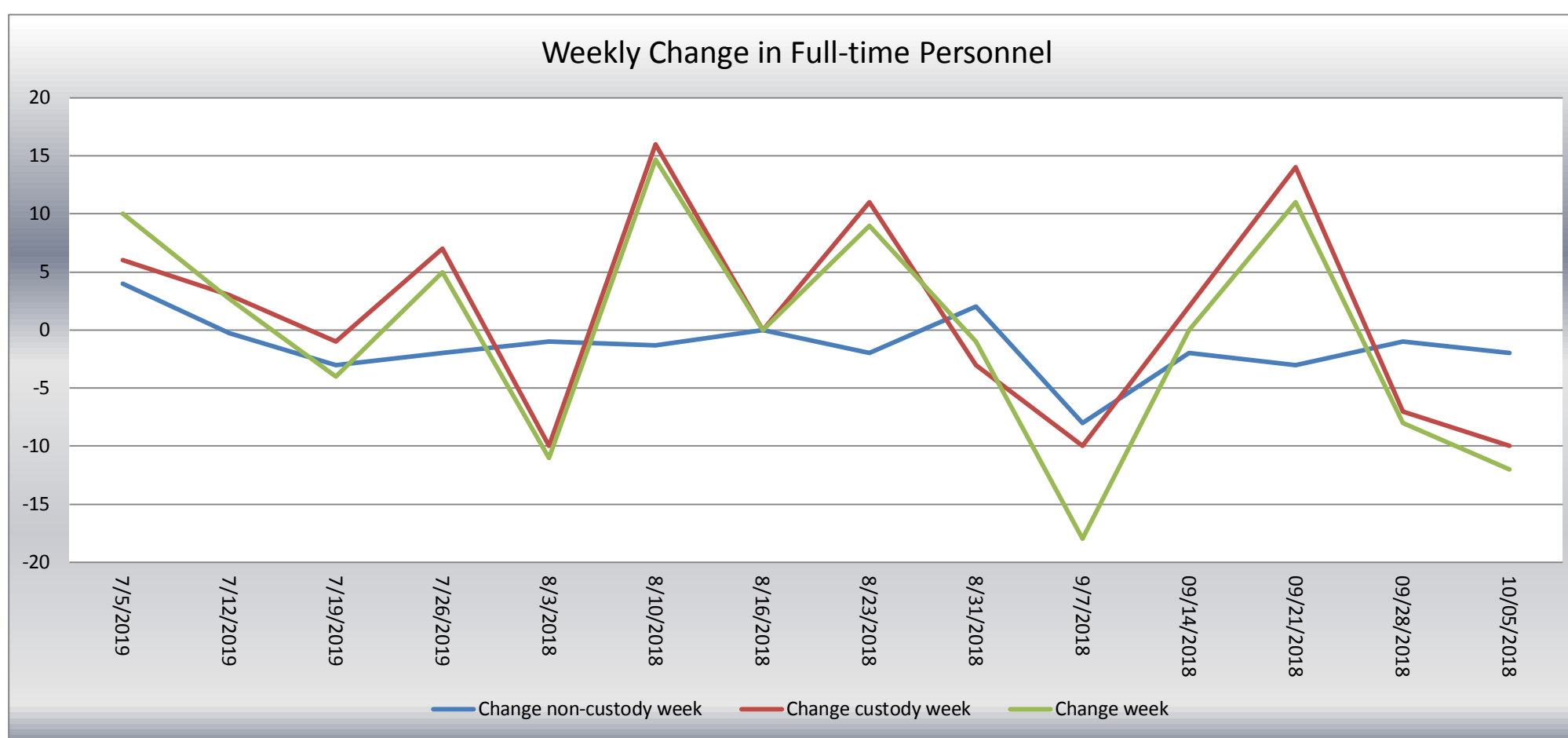
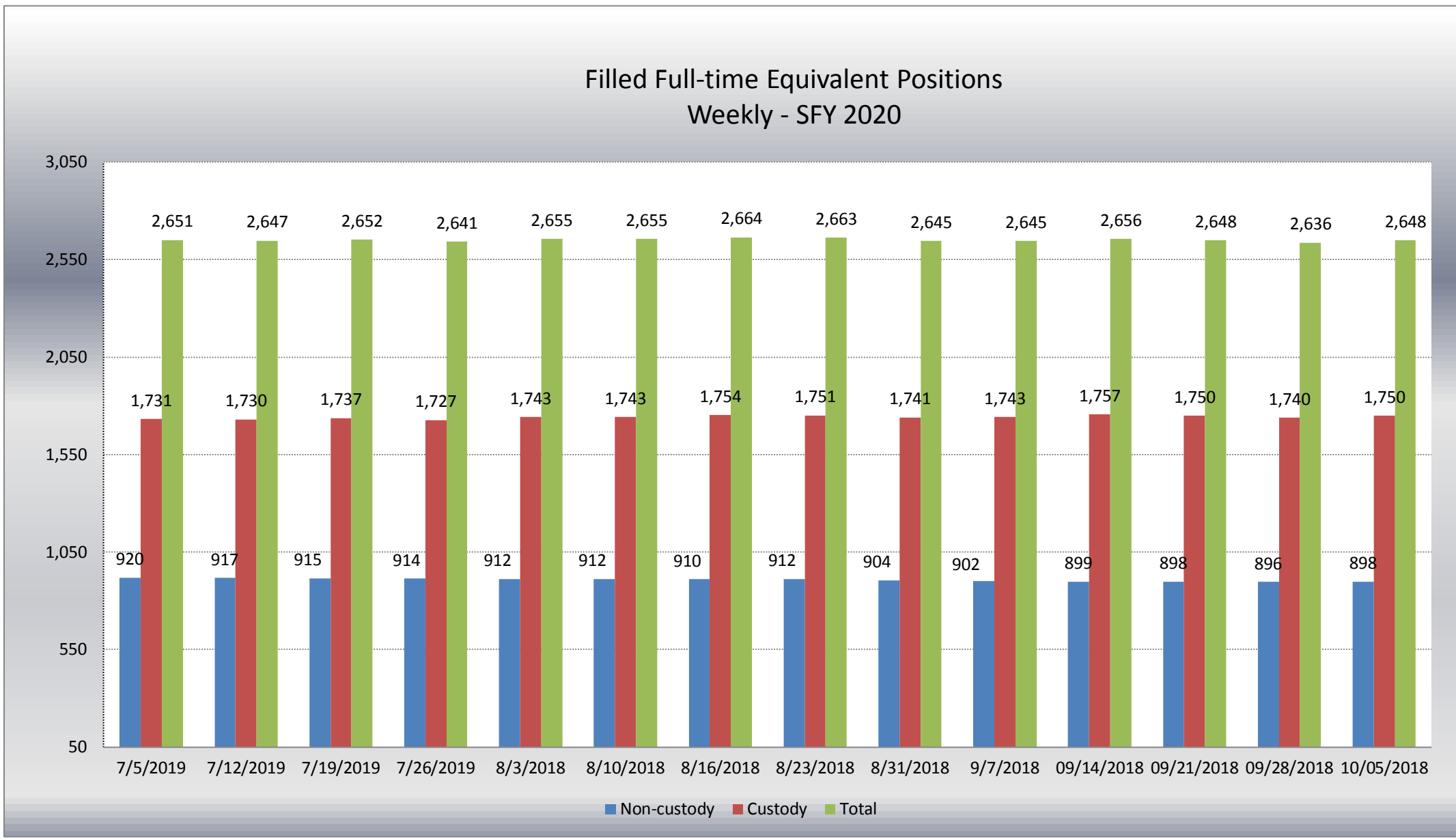


Weekly Filled Full-time Equivalent Positions, State Fiscal Year 2020

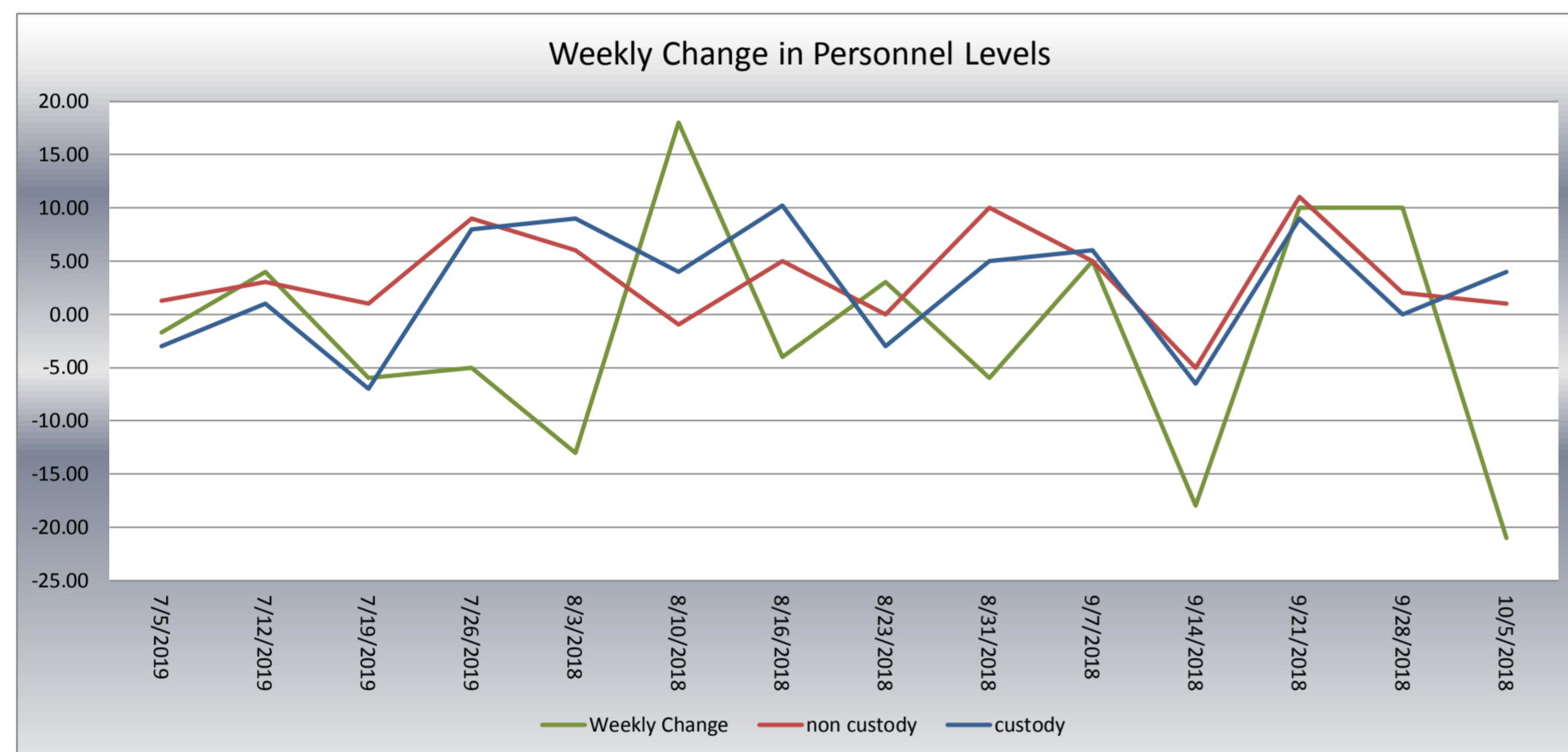
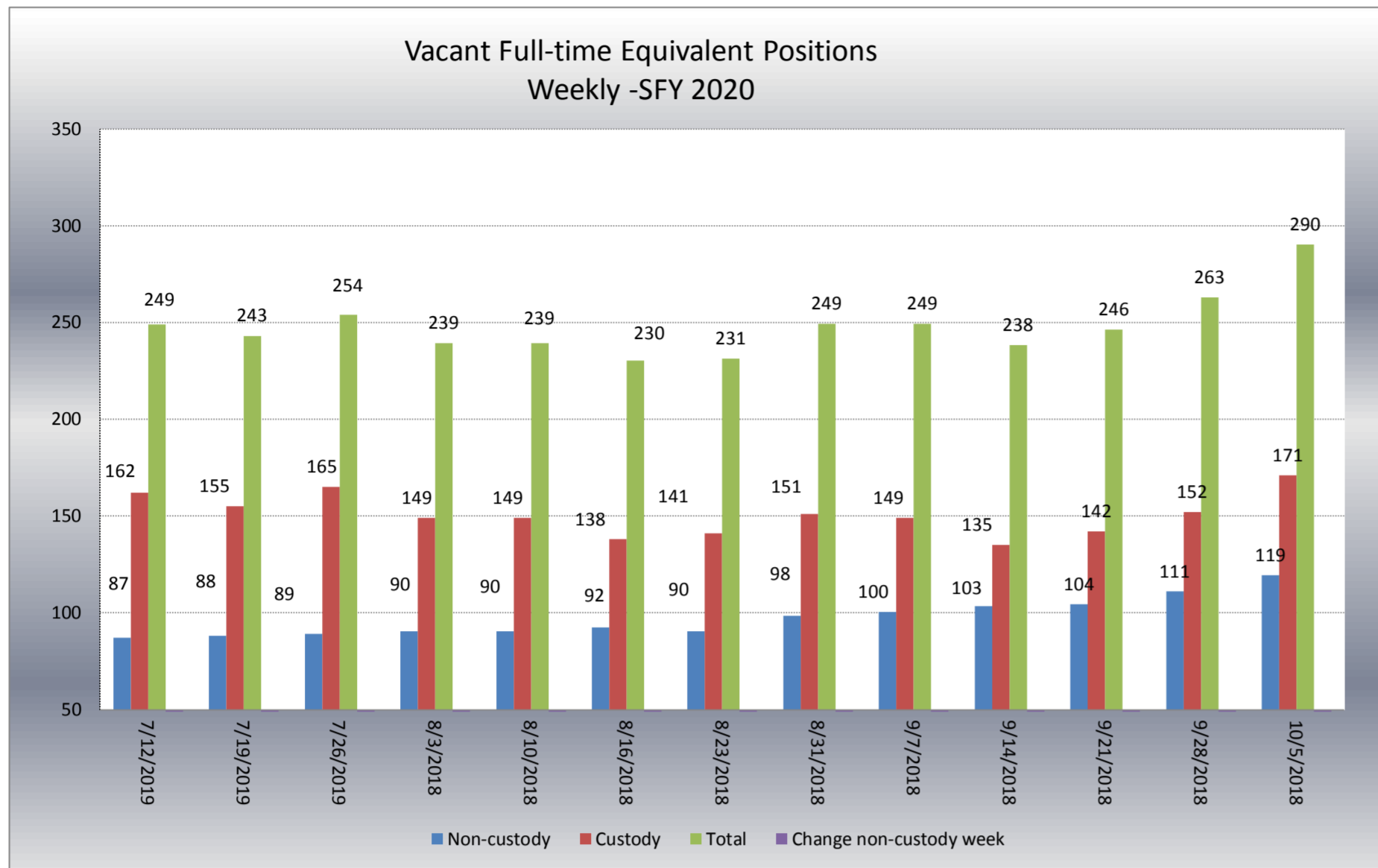
Filled FTES ^{1,2}	7/5/2019	7/12/2019	7/19/2019	7/26/2019	8/3/2018	8/10/2018	8/16/2018	8/23/2018	8/31/2018	9/7/2018	09/14/2018	09/21/2018	09/28/2018	10/05/2018	10/12/2018	10/19/2019	11/02/2018
Type																	
Non-custody	919.68	916.68	914.68	913.68	912.39	912.39	910.39	912.39	904.39	902.39	899.39	898.39	896.39	898.39			
Custody	1731	1730	1737	1727	1743	1743	1754	1751	1741	1743	1757	1750	1740	1750			
Total	2650.68	2646.68	2651.68	2640.68	2655.39	2655.39	2664.39	2663.39	2645.39	2645.39	2656.39	2648.39	2636.39	2648.39			
Change non-custody week	-0.29	-3	-2	-1	-1.29	0	-2	2	-8	-2	-3	-1	-2				
Change custody week	3	-1	7	-10	16	0	11	-3	-10	2	14	-7	-10				
Change week	2.71	-4	5	-11	14.71	0	9.00	-1	-18	0	11	-8	-12				
Change non-custody month				-6.29					-9.29				-8				
Change custody month				-1					14				-1				
Change both month				-7.29					4.71				-9				



¹ These numbers are extracted from the State of Nevada's HR data warehouse and represent the number of filled FTEs not the number of incumbents.

Weekly Vacant Full-time Equivalent Positions, State Fiscal Year 2020

Vacant FTES ¹	7/5/2019	7/12/2019	7/19/2019	7/26/2019	8/3/2018	8/10/2018	8/16/2018	8/23/2018	8/31/2018	9/7/2018	9/14/2018	9/21/2018	9/28/2018	10/5/2018	10/12/2018	10/19/2018	10/26/2018
Type																	
Non-custody	84.14	87.14	88.14	89.14	90.43	90.43	92.43	90.43	98.43	100.43	103.43	104.43	111.00	119.43			
Custody	161	162	155	165	149	149	138	141	151	149	135	142	152	171			
Total	245.14	249.14	243.14	254.14	239.43	239.43	230.43	231.43	249.43	249.43	238.43	246.43	263.00	290.43			
Change non-custody week	1.29	3.00	1.00	9.00	6.00	-1.00	5.00	0.00	10.00	5.00	-5.00	11.00	2.00	1.00			
Change custody week	-3.00	1.00	-7.00	8.00	9.00	4.00	10.20	-3.00	5.00	6.00	-6.51	9.00	0.00	4.00			
Change week	-1.71	4.00	-6.00	-5.00	-13.00	18.00	-4.00	3.00	-6.00	5.00	-18.00	10.00	10.00	-21.00			
Change non-custody month				6.29					9.29				12.57				
Change custody month				1.00					-14.00				1.00				
Change both month				7.29					-4.71				13.57				



¹ These numbers are extracted from the State of Nevada's HR data warehouse and represent the number of unfilled FTES not the number of incumbents.